

Supplier Market Outlook and Opportunities



Disclaimer

By receiving these materials and/or attending this presentation, you agree to be bound by the following terms and conditions and acknowledge the statements below.

Neither the Company nor any of its affiliates, directors, officers, agents or employees shall be liable for any loss or damage arising from any use of these materials or their contents or otherwise arising in connection with these materials or the presentation. No recipient of these materials or attendee to this presentation should construe the contents of these materials as legal, tax, accounting or investment advice or a recommendation to buy, hold or sell any security, or an offer to sell or a solicitation of offers to purchase any security. Each recipient and attendee should consult its own counsel and tax and financial advisors as to legal and related matters concerning the matters described herein.

These materials contain non-IFRS financial measures used by the Company's management when evaluating results of operations. The Company's management believes these measures also provide useful comparisons of current results of operations with past and future periods. Non-IFRS financial measures do not have any standardized meaning and are therefore unlikely to be comparable to similar measures presented by other companies.

These materials may contain forward-looking statements within the meaning of Section 27A of the US Securities Act of 1933, as amended, and Section 21E of the US Securities Exchange Act of 1934, as amended that reflect the current views and/or expectations of the Company and its management with respect to its performance, business and future events. Forward-looking statements include, without limitation, any statement that may predict, forecast, indicate or imply future results, performance or achievements, and may contain words like "believe", "anticipate", "expect", "envisages", "will likely result", or any other words or phrases of similar meaning. Such statements are subject to a number of risks, uncertainties and assumptions. We caution you that a number of important factors could cause actual results to differ materially from the plans, objectives, expectations, estimates and intentions expressed in this presentation. In no event, neither the Company nor any of its affiliates, directors, officers, agents or employees shall be liable before any third party for any investment or business decision made or action taken in reliance on the information and statements contained in this presentation or for any consequential, special or similar damages.

CAUTIONARY STATEMENT

We present certain data in this presentation, such as oil and gas resources and reserves, that are not prepared in accordance with the United States Securities and Exchange Commission (SEC) guidelines under Subpart 1200 to Regulation S-K, and are not disclosed in documents filed with the SEC, because such resources and reserves do not qualify as proved, probable or possible reserves under Rule 4-10(a) of Regulation S-X.

Agenda

1. *FPSO*
2. *Offshore Wells*
3. *Subsea Equipment*
4. *Subsea Rigid EPCI*
5. *Vessels*
6. *Decommissioning*

FPSO upcoming projects (estimate of 2 new FPSOs per year)

2030



SEAP 2
120kbpd
WI PB 88%
Local Content 30%
Under Procurement



REVIT ALBACORA
120kbpd
WI PB 100%
Local Content 20%
Proposals being prepared

2030 +



SEAP 1
120kbpd
WI PB 69%
Local Content 40%
Under Procurement



BUZIOS 12
180kbpd
WI PB 89%
Local Content 25%
Proposals being prepared

● Pre-salt
● Post-salt



REVIT TUPI and MERO EXTENSION under study (proposal 2027)



REVIT MLS/MLL, BRC/CRT under reassessment (proposal +2028)

Estimated ~250,000 t of modules manufactured in Brazilian shipyards through 2030*

* Delivered since 2023 + projected by 2030.

Offshore Wells

Forecasted activity

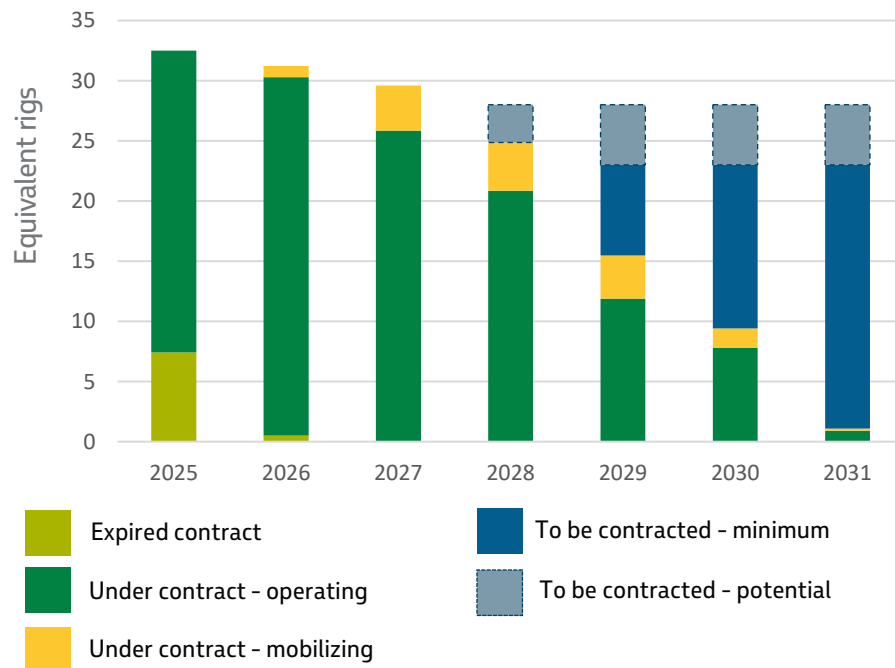
Fleet of 23 to 28 offshore rigs until 2030

Business Plan Projections...



- + 1.000 interventions (total)
- ~ 220 drilling
- ~ 198 completion
- ~ 500 abandonment

Offshore Drilling Rigs – Fleet forecast



Main tenders forecasted for 2026 and 2027

2026

Deepwater

- Completion systems and services – SEAP
- Well Stimulation Vessel
- Wellhead Systems
- MPD - Pressure Management Service
- Well Construction Services
- Temperature and Pressure Data Acquisition Services
- Liners

Shallow water – Northeast Brazil

- Plug & Abandonment Services
- Fluid services
- Wireline
- Slickline

2027

Deepwater


- Completion system and services - Búzios
- Plug & Abandonment Services
- OCTG
- Tubular rental services
- Casing running services
- Tubing handling services
- Rigs

Subsea Equipment


Forecasted activity

Quantity to be acquired and installed until 2030

Annual portfolio BIDs for the main subsea equipment's



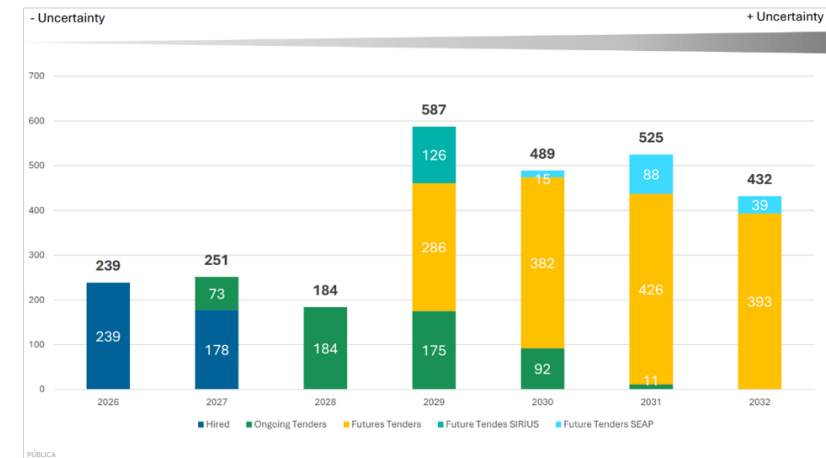
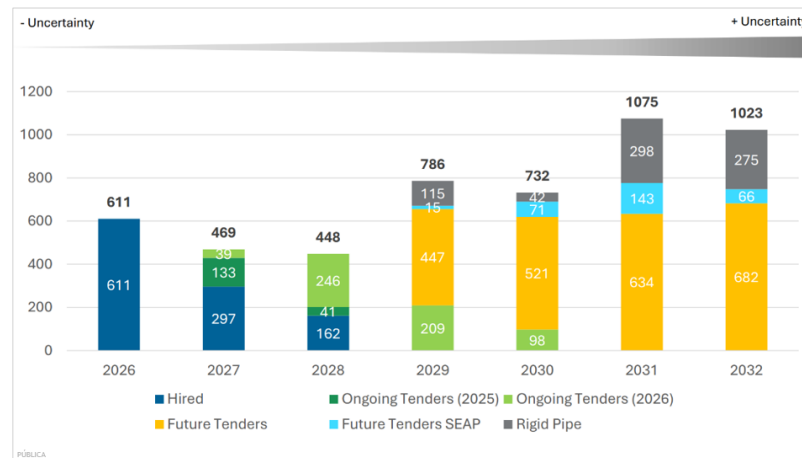
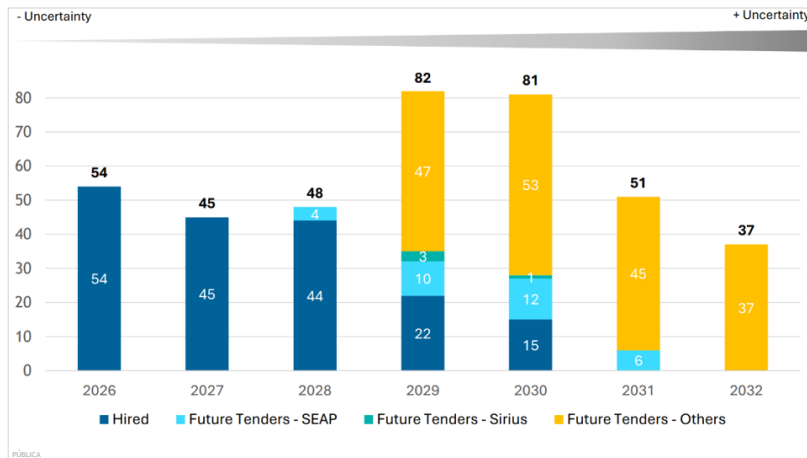
Xtree
~130 units



Flexible Pipe
~1.600 km



Umbilicals
~1.300 km

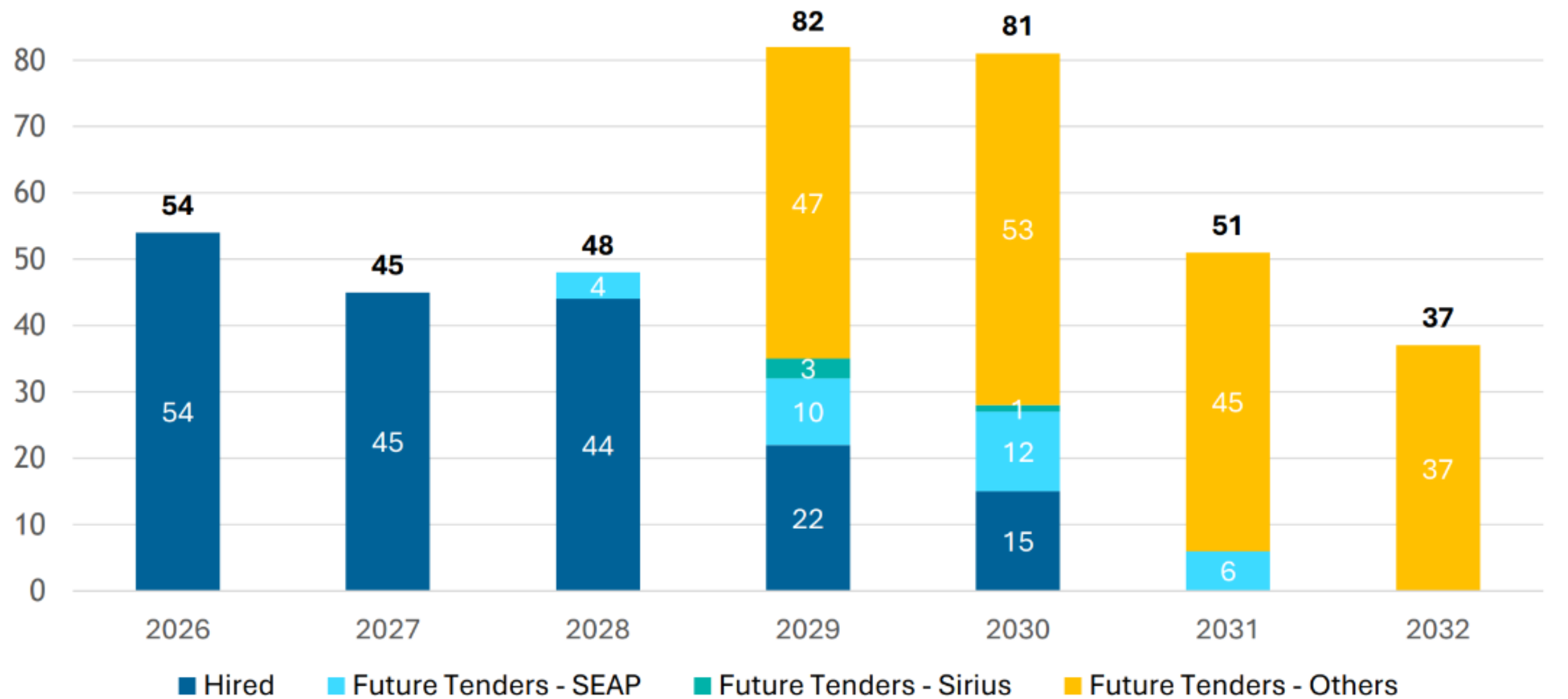


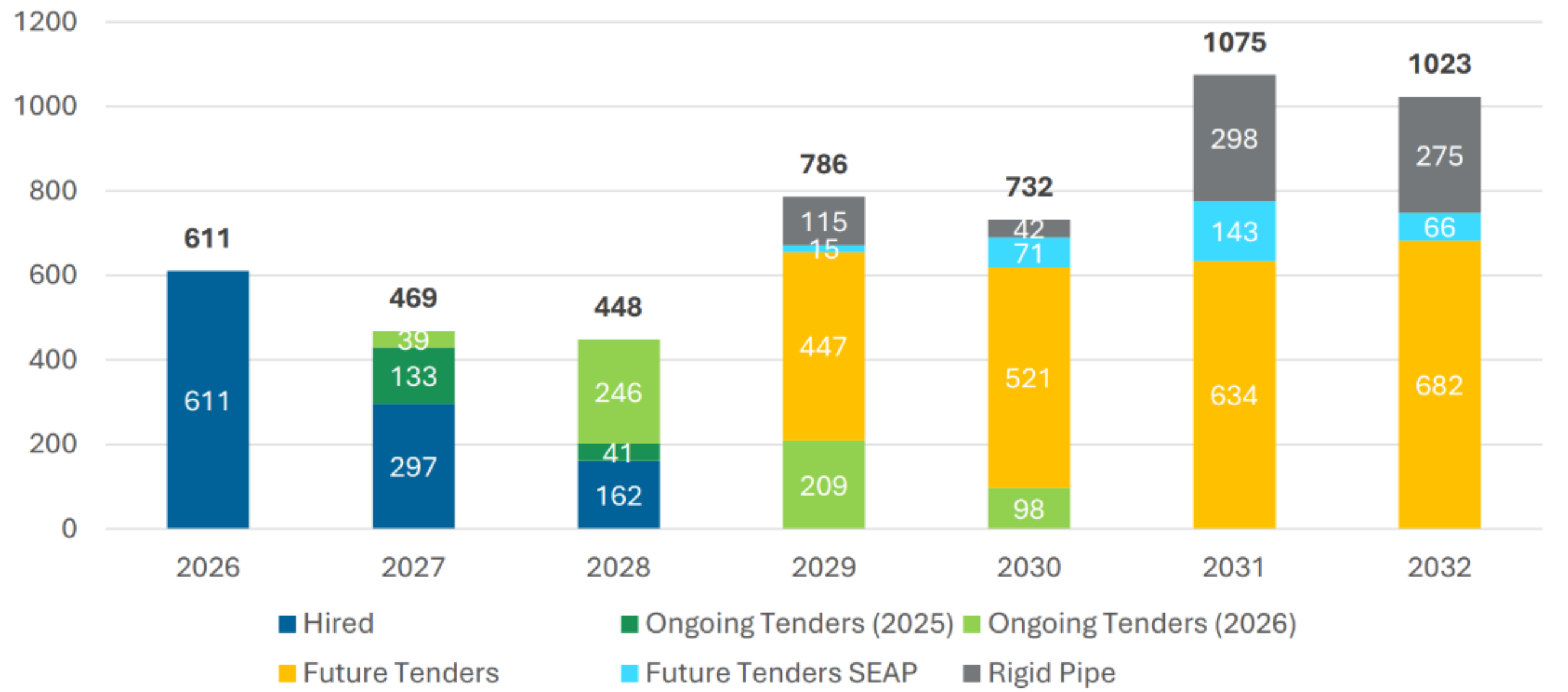
Anchor systems...

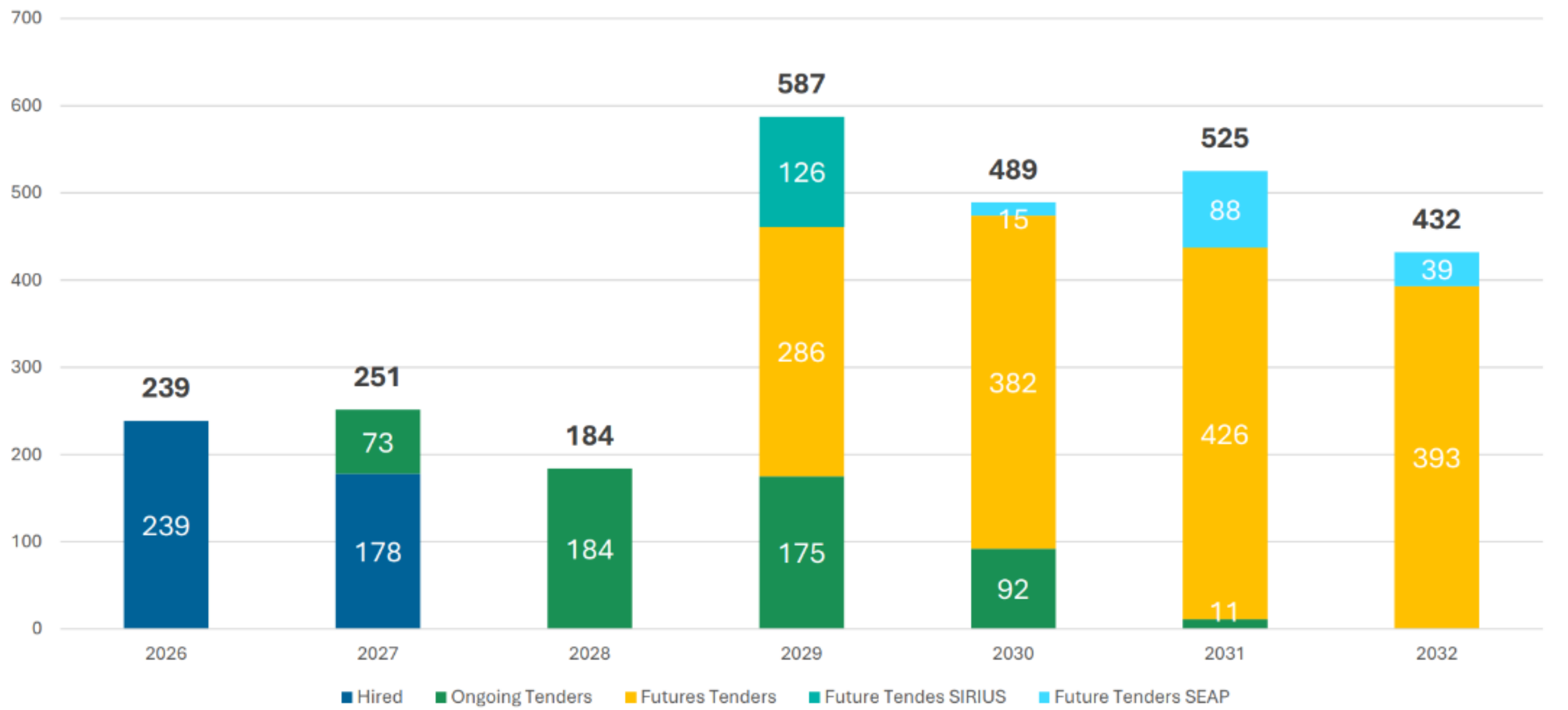
+ 140 km anchor chains

+ 400 torpedo piles

+ 140 km polyester cables







Rigid EPCI upcoming projects

Tenders-2026

- Gas
- Oil + Gas



Chartered PLV
220 km rigid pipes
BID: Q2 2026
Installation Start: 2029



Buzios 12
152 km rigid pipes
BID: Q3 2026
Installation Start: 2031



SEAP 2 and SEAP Gas Pipeline
109 km rigid pipes
BID: Q2 2026
Installation Start: 2029



Tupi Revitalization
134km rigid pipes
BID: Q4 2026
Installation Start: 2031



SEAP 1
120 km rigid pipes
BID: Q4 2026
Installation Start: 2031

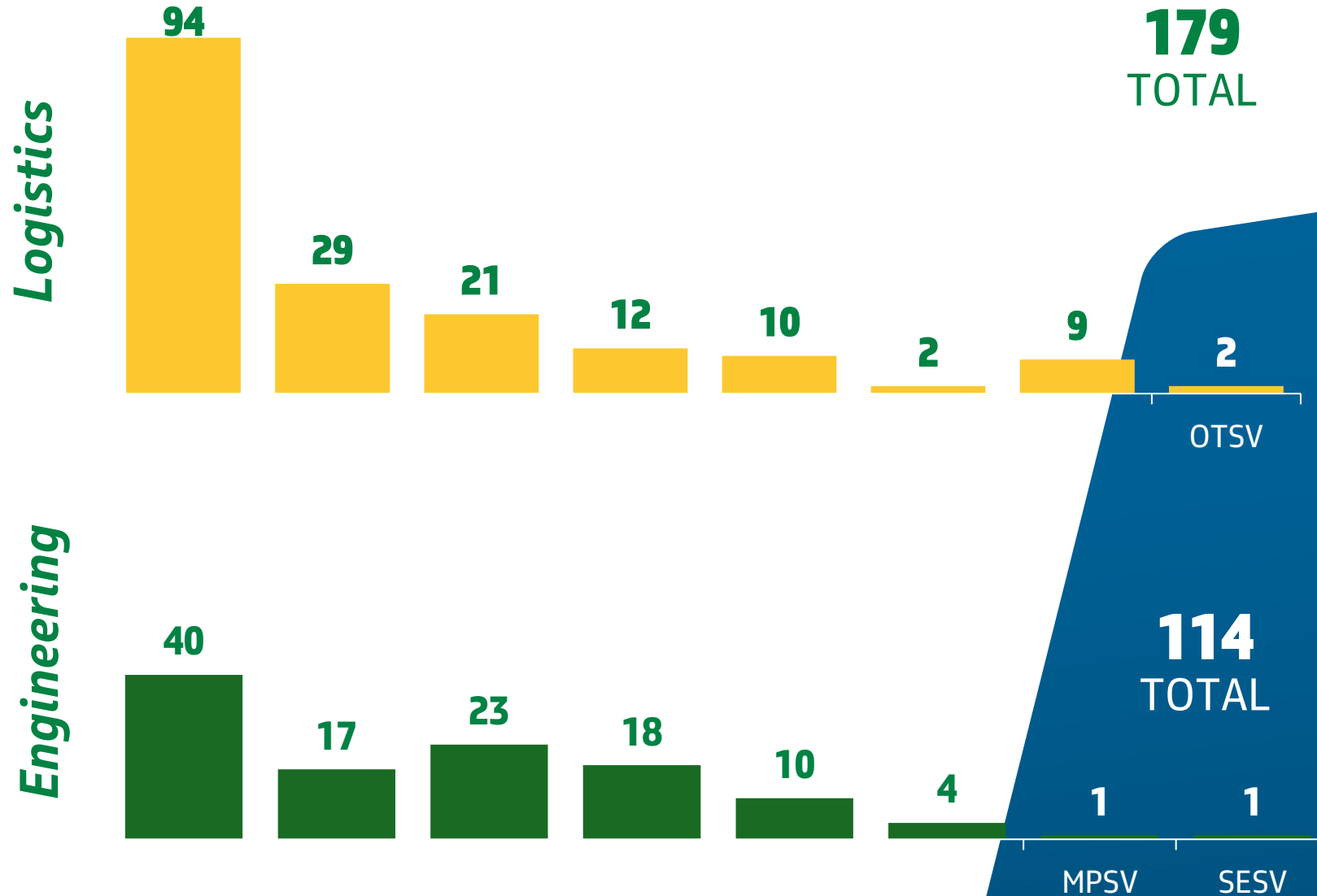


SIRIUS
230 km rigid ipes
BID: Q4 2026
Installation Start: 2031

- » Overall demand : aprox. 970 km rigid pipes
- » Ultra- water depth : SEAP projects > 2500 m
- » New frontiers -Sirius: project in Colombia

Local content- Brazil's project: approx. 40 %

Current Fleet Profile – Approximately 290 vessels

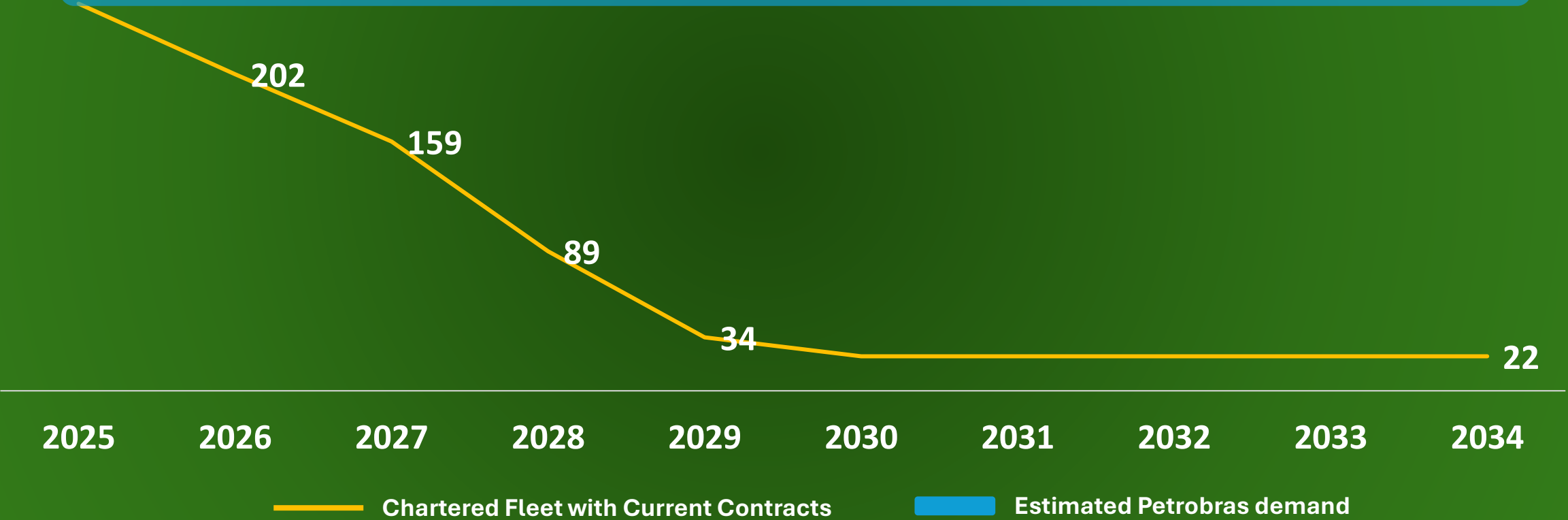


*Flat during
PN 26-30 period*

The fleet chartered by Petrobras is constantly replenished

Evolution of the Petrobras Chartered Fleet

Estimated Petrobras demand
260 ~ 300

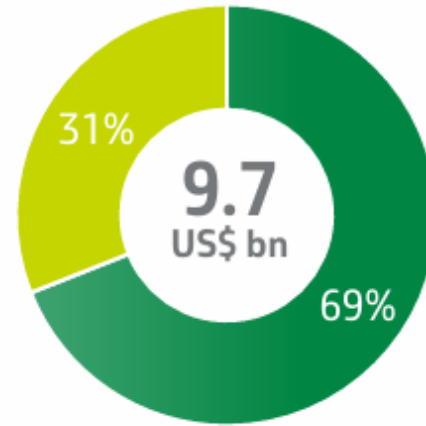


Decommissioning portfolio

2026–30 period

18 platforms to be removed

- 7 fixed
- 7 floating
- 4 semi-submersible



- Well Plug & Abandonment
- Lines/Equipment/Units — Decom

+ US\$ 0.5 bn in Financial Commitments

2031 and beyond

50 platforms to be removed

- 43 fixed
- 5 floating
- 2 semi-submersible

 ~ 500 WELLS with abandonment interventions*

54% dry-tree completions
46% wet-tree completions

 ~ 1,800 Km of flexible lines to be recovered

* Offshore wells.

STRONG INTEGRATION TO MAKE PROJECTS VIABLE

● **INTEGRATION**

- Early engagement

● **RELATIONSHIP**

- Active listening

● **INNOVATION**

- New frontiers, new technologies, new business models, new suppliers



COST REDUCTION

**OPERATIONAL
EFFICIENCY**

Thank you!

