

# NOR-SHIPPING 2025

*Márcio Pereira*  
*Suppliers Relationship*  
*General Manager*

*June 4<sup>th</sup>, 2025*





# Disclaimer

By receiving these materials and/or attending this presentation, you agree to be bound by the following terms and conditions and acknowledge the statements below.

Neither the Company nor any of its affiliates, directors, officers, agents or employees shall be de have any liability whatsoever for any loss or damage arising from any use of these materials or their contents or otherwise arising in connection with these materials or the presentation. No recipient of these materials or attendee to this presentation should construe the contents of these materials as legal, tax, accounting or investment advice or a recommendation to buy, hold or sell any security, or an offer to sell or a solicitation of offers to purchase any security. Each recipient and attendee should consult its own counsel and tax and financial advisors as to legal and related matters concerning the matters described herein.

These materials contain non-IFRS financial measures used by the Company's management when evaluating results of operations. The Company's management believes these measures also provide useful comparisons of current results of operations with past and future periods. Non-IFRS financial measures do not have any standardized meaning and are therefore unlikely to be comparable to similar measures presented by other companies.

These materials may contain forward-looking statements within the meaning of Section 27A of the US Securities Act of 1933, as amended, and Section 21E of the US Securities Exchange Act of 1934, as amended that reflect the current views and/or expectations of the Company and its management with respect to its performance, business and future events. Forward-looking statements include, without limitation, any statement that may predict, forecast, indicate or imply future results, performance or achievements, and may contain words like "believe", "anticipate", "expect", "envisages", "will likely result", or any other words or phrases of similar meaning. Such statements are subject to a number of risks, uncertainties and assumptions. We caution you that a number of important factors could cause actual results to differ materially from the plans, objectives, expectations, estimates and intentions expressed in this presentation. In no event, neither the Company nor any of its affiliates, directors, officers, agents or employees shall be liable before any third party for any investment or business decision made or action taken in reliance on the information and statements contained in this presentation or for any consequential, special or similar damages.

## CAUTIONARY STATEMENT

We present certain data in this presentation, such as oil and gas resources and reserves, that are not prepared in accordance with the United States Securities and Exchange Commission (SEC) guidelines under Subpart 1200 to Regulation S-K, and are not disclosed in documents filed with the SEC, because such resources and reserves do not qualify as proved, probable or possible reserves under Rule 4-10(a) of Regulation S-X.

# Our drivers for suppliers

## RELATIONSHIP

- Active listening

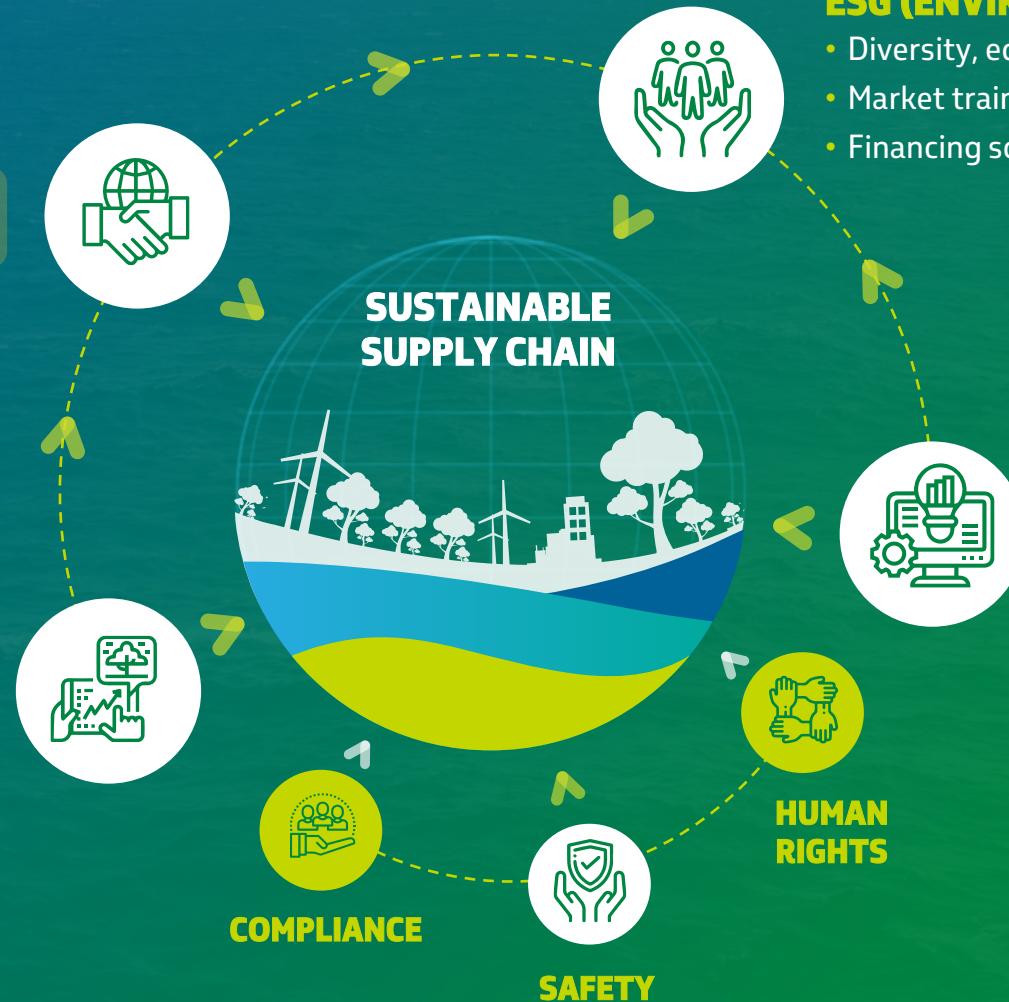


### Strengthening of the local supplier base

- Integrated view of the supply chain and predictability

## INNOVATION

- New technologies for production development and asset integrity
  - Low-carbon solutions



## ESG (ENVIRONMENTAL, SOCIAL AND GOVERNANCE)

- Diversity, equity, and inclusion in contracting
- Market training (ESG knowledge trail)
- Financing solutions (Mais Valor e Progredir)

## QUALITY AND HIGH PERFORMANCE

- Timely fulfillment of agreements
- High level of performance and local support
- Recognition

## HUMAN RIGHTS

## SAFETY

## COMPLIANCE



# Operational continuity

In addition to the investments foreseen in the Business Plan, Petrobras' solid operational structure, comprising 56 offshore platforms, 10 refineries in operation, 36 owned terminals, 7.768 km of pipelines, among other assets, requires a wide range of services, materials, and equipment to ensure operational continuity.



In 2024, Petrobras contracted the equivalent of approximately **US\$ 35 Bi** distributed across categories of goods and services, from operational to strategic.



**35** billion  
**US\$**  
contracted in 2024





# Relationship with Norwegian Companies

## LAST 24 MONTHS



**1.46k**

Registered Suppliers



**5 Bi**

Expenditure  
**US\$**



**223**

Signed Contracts



**12 Bi**

Contracted Value  
**US\$**


## TOP CATEGORIES



**US\$ 2.3 Bi**  
SUBSEA OPERATIONS



**US\$ 1.6 Bi**  
CHARTERING OF SPECIAL  
AND SUPPORT VESSELS



**US\$ 0.5 Bi**  
SUBSEA PRODUCTION  
EQUIPMENT



**US\$ 0.5 Bi**  
GEOSCIENCES

*A solid and lasting commercial relationship resulting from **cooperation** between Norwegian companies and the Brazilian national industry*

# Carbon Neutral Program and Decarbonization Fund



US\$ **16,3 Billions**

Diversifying the portfolio profitably and promoting the company's sustainability  
(15% of the total CAPEX for the 2025-2029 period)

## Reduction of Operational Emissions



**US\$ 5,3 billions**

INVESTMENTS IN EMISSION  
MITIGATION (Scope 1 & 2)

E&P, RTM e G&E

**US\$ 4,0 billions**

**US\$ 1,0 billion**

DECARBONIZATION FUND

## Generation of Low Carbon Energy And Products



**US\$ 5,7 billions**

LOW CARBON ENERGIES

Hydrogen, CCUS, Geothermal  
Solar and Wind Energy

**US\$ 4,3 billions**

BIOPRODUCTS

Ethanol, Biorefining, Biodiesel,  
and Biomethane

## Innovation



**US\$ 1 billion**

CENPES

15% of the total R&D budget  
in 2025, reaching 30% by the  
end of the period

## Emissions Compensation



**CCUS**

Nature Base Solution With  
BNDS:

Carbon Credit program based on  
reforestation to protect the  
Amazon Forest (*Pro-Floresta*)



# Carbon Neutral Program and Decarbonization Fund



## Objective

**Accelerate the decarbonization of operations** (scopes 1 and 2) in order to meet climate commitments and achieve net zero.

### 2025 RESULTS - YEAR TO DATE



**35**

APPROVED  
PROJECTS



MITIGATION POTENTIAL

**1,6 Mi**  
tCO<sub>2</sub>e/year



US\$ **507** Mi  
COMMITTED

## Governance and Selection Criteria:

Analysis of alternatives based on:

- Marginal Abatement Cost Curve (MACC)
- Amount of Greenhouse Gases (GHG) abated
- Technological maturity
- Project phase (window of opportunity)
- Net Present Value (NPV) with internal carbon price



**VESSELS  
APPLICATION**

**Hybridization analysis** for existing fleet of PSV and PLSV.

## New Buildings

### Bi-Fuel Engine Hybrid Power Plant



HIRED

**12 PSVs**


12 YEARS CONTRACT  
EXPECTED START **2028**



HIRED

**10 ORSVs**

12 YEARS CONTRACT  
EXPECTED START **2029**



IN PROGRESS

UP TO **8 RSVs**

08 TO 12 YEARS CONTRACT  
EXPECTED START **2030**



IN PROGRESS

UP TO **2 AHTSs**

08 TO 12 YEARS CONTRACT  
EXPECTED START **2031**

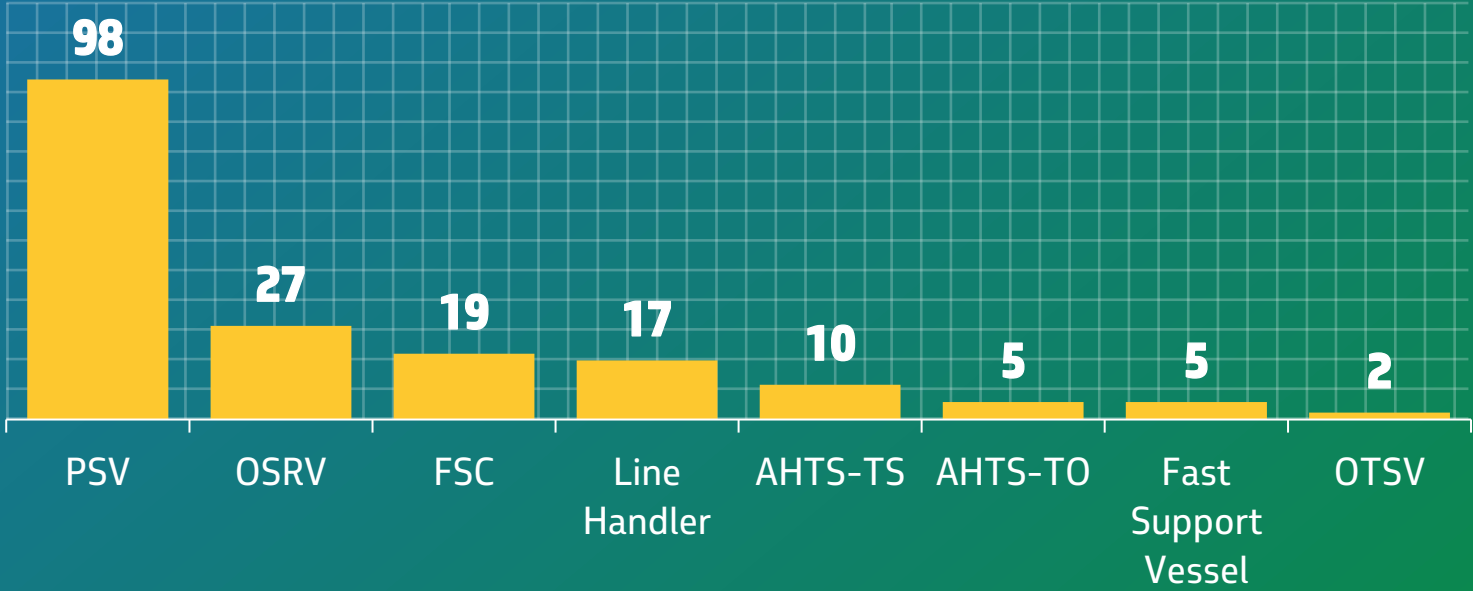


## Procurement Processes

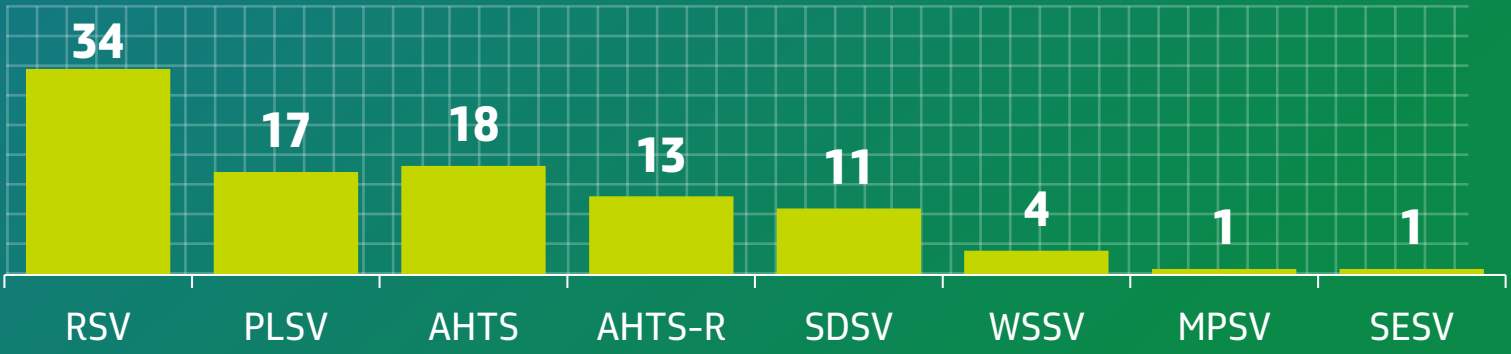
- Judgment Criteria: lowest total cost by valuing vessels with lower fuel consumption and emission.
- New procurement processes prioritizing hybrid vessels.
- ESG requirements incorporated into Petrobras excellence program (PEOTRAM)
- Vessels prepared to be loaded with Shore Power.
- Engine performance telemetry.
- Anti-fouling paints.
- Automation for greater safety and less exposure to risk.



# Current Fleet Profile – Upstream Logistics & Engineering

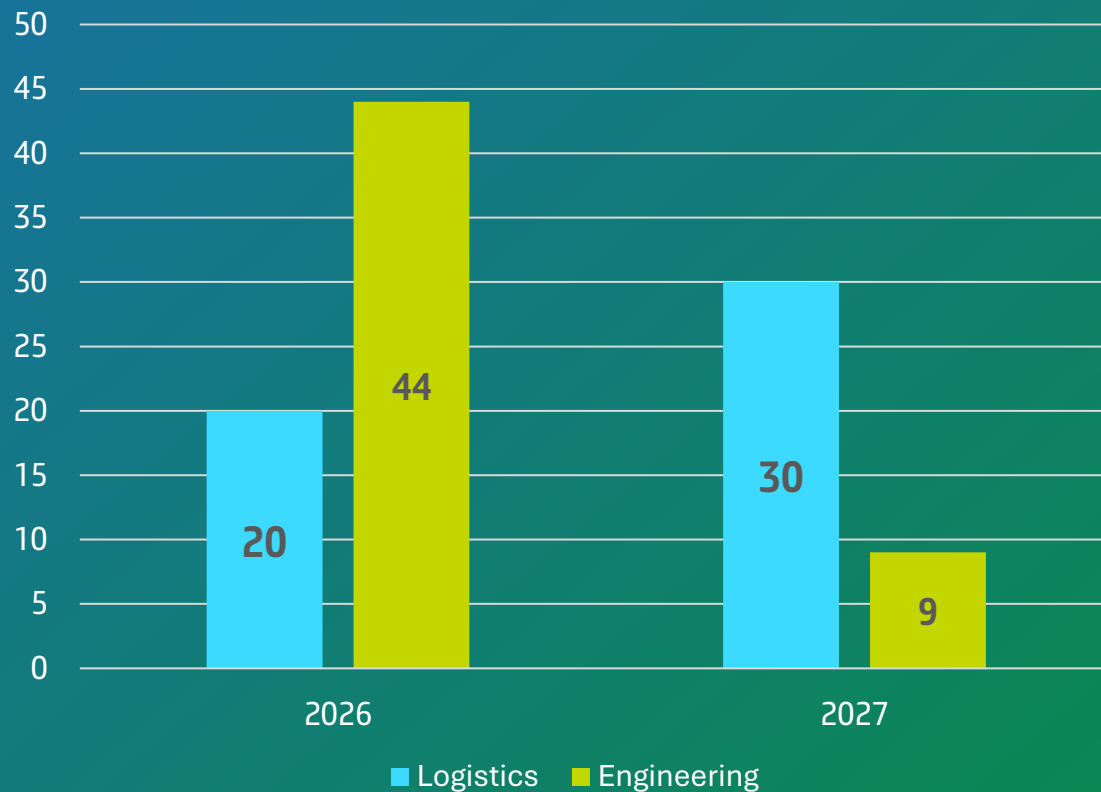


**183**  
TOTAL  
TRENDING TO  
STAY FLAT



**99**  
TOTAL  
TRENDING TO  
STAY FLAT

## UPSTREAM - VESSELS



- Mobilization between 180 and 360 days.
- Judgment by lowest total cost: Charter + Fuel Consumption.
- Priority for Brazilian-flagged vessels as foreseen in Brazilian Law.



# Supply possibilities



## SUPPLIERS

GOODS AND  
SERVICES  
(CAPEX/OPEX)

TECHNOLOGY  
AND INNOVATION

1



2



3



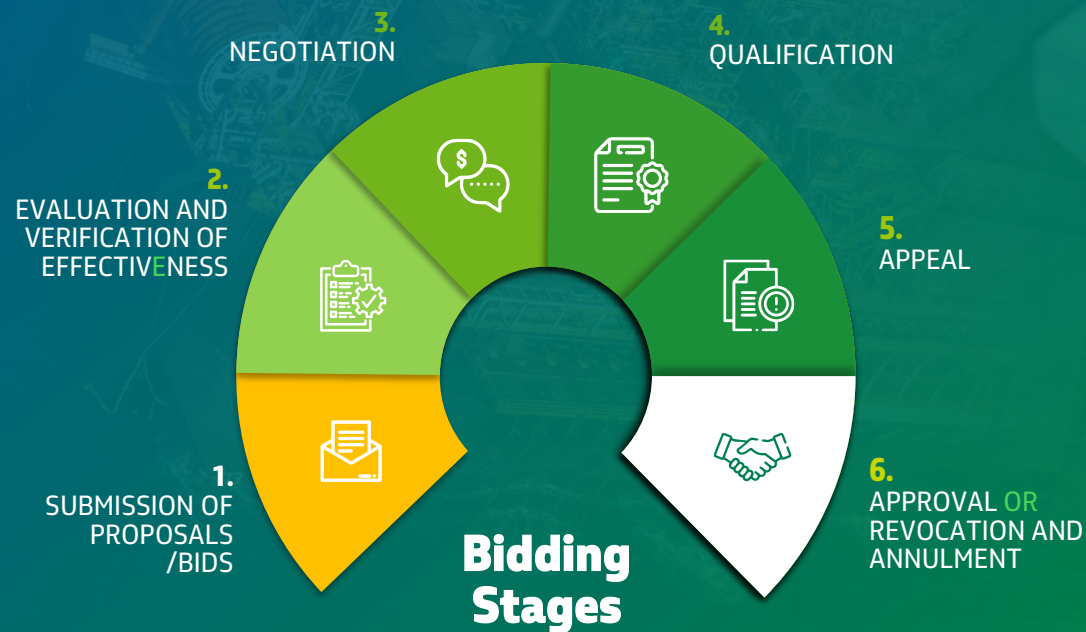
4





# Procurement process

As a state-owned company, we are subject to the Law No. 13.303/2016, which establishes that procurement processes must be carried out through public bidding, promoting supplier participation and transparency in bidding procedures.



## Petronect

Petrobras carries out its procurement processes by Petronect, the largest B2B marketplace in Brasil for the oil and gas sector, with an **annual transaction volume of approximately US\$ 50 billion.**

With certifications and encryption resources, Petronect ensures secure, confidential operations with fast customer service.

**Petronect**  
[www.petronect.com.br](http://www.petronect.com.br)



**50 billion US\$**  
**annual transaction volume**



# Stay tuned for the opportunities on our portals



[www.petronect.com.br/en](http://www.petronect.com.br/en)

[www.conexoes-inovacao.petrobras.com.br/en](http://www.conexoes-inovacao.petrobras.com.br/en)

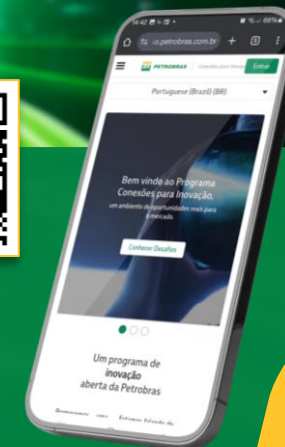


***Demands for Goods and Services***

**Petronect**

Petrobras  
**conexões**  
para inovação

**Technological  
Innovation  
challenges**






ESG program for suppliers highlights



REWARDING EXCELLENCE IN PURCHASING AND SUPPLY CHAIN

Winning initiative of the INBRASC 2024 award in the ESG category in Procurement

Learn more at the Petrobras Supplier Channel



SUPPLIER MARKET EMPOWERMENT

SOME OF THE OFFERED CONTENTS

- Human Rights – A Petrobras Perspective
- Diversity, Equity, and Inclusion
- Prevention and Combat of Discrimination, Moral Harassment, and Sexual Violence
- Ethical Conduct Guide for Suppliers



+ 1.300 IMPACTED PEOPLE

+ 730 ENGAGED SUPPLIERS



FIRST BRAZILIAN FINALIST in the QUALITY AWARDS "ESG Impact - Suppliers Management"

LOCAL SUPPLIER DEVELOPMENT

BUSINESS BENEFITS

- Closer Monitoring of Deliveries
- Improved Quality of Goods
- Reduction in GHG Emissions
- Operational Safety

520 NEWLY REGISTERED SUPPLIERS




ESG COMMUNITY OF PRACTICE In the Supply Chain



CONTRACTING COMPANIES FROM UNDERREPRESENTED GROUPS Revap Pilot Project



MAPPING OF CO<sub>2</sub> EMISSIONS AND WATER RESOURCES – Scope 3



NEW HUMAN RIGHTS CLAUSES Integrated into Petrobras' Standard Contract Template as of November/24



REVIEW OF THE ETHICAL CONDUCT GUIDE FOR SUPPLIERS

Programa Progredir US\$ 4,18 Bi

MAIS VALOR US\$ 5,13 Bi

FROM NOV/20 TO OCT/24

SUPPLIER FINANCING

US\$ 1, = R\$ 5,79

ethos instituto

INDICADORES ETHOS PARA NEGÓCIOS SUSTENTÁVEIS E RESPONSÁVEIS

Grade 10 2024 SUPPLIER MANAGEMENT SYSTEM

INDUSTRY AVERAGE	7,8
SAME SIZE AVERAGE	6,5
SAME REGION AVERAGE	6,9





## Customer Service Channels



**Videoassistance**

**+55 21 3380-3341**  
ENGLISH \*PRESS OPTION 1

[www.petronect.com.br/en](http://www.petronect.com.br/en)

## Supplier Channel

Also access Petrobras' Supplier Channel to obtain additional information about our contracting rules, supplier registration, compliance, and the operation of contracts and bidding processes.



*Supplier Channel*

[www.canalfornecedor.petrobras.com.br/en](http://www.canalfornecedor.petrobras.com.br/en)



# Thank you!

*Márcio Pereira*  
*Suppliers Relationship*  
*General Manager*

